

THE LEARNING CIRCLE

by Loren Woerpel, Noc Bay Trading Company

GIRL'S HAIRTIE

In recent years, women shawl dancers have developed colorful variations on traditional dance clothing that fit their style of dancing. Various kinds of hairties are now used that use plumes or fluffs that wave in the wind as they dance. These instructions explain one of the ways of making a hairtie from fluffs and hackle, adding your own touch of color to your hair.

MATERIALS: About 15 hackle, natural or colored; 6 fluffs; 1 yard of heavy thread; 2 soft leather thongs (lacing) 10 to 12 inches long; colored craft yarn; 4 crow beads. You will need a small bit of craft glue. We use contact cement on all feather and leather work but other fabric and leather glues will work.

STEPS:

You are making two feather groups that will be tied together above the crow beads as shown in Figure 1.

Divide the hackle into groups (6-8 each). Hackle are the longer feathers with the pointed tips. Trim all of the fluffs so they are all about 3 inches long and divide them into two groups (3 each).

Take up one group of hackle, fluffs, and a thong. Put a drop of glue on about 1 inch of thong. First arrange the hackle around the thong, and the 3 fluffs on the outside. Move the fluffs around until they cover the base of the hackle from all views. Continuing to hold the bases of these feathers to the thong with your left hand, tightly bind them to the thong by wrapping with a piece of heavy thread (equal to button and carpet thread) and tie with a knot. See Figure 2.

This mixture of feather, glue, and thread now looks a little messy. Cut your yarn into two pieces and use one to cover this by neatly wrapping over the messy area. Start wrapping right at the thong. Overlap the starting end and then finish by tying the loose end with a single half hitch. Cut the yarn off leaving about a 4 inch tail. See Figure 3.

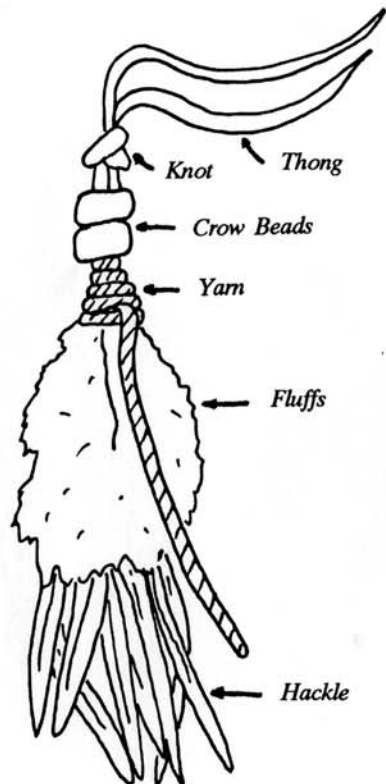


Figure 1

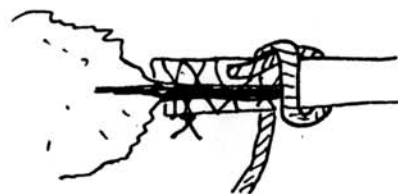
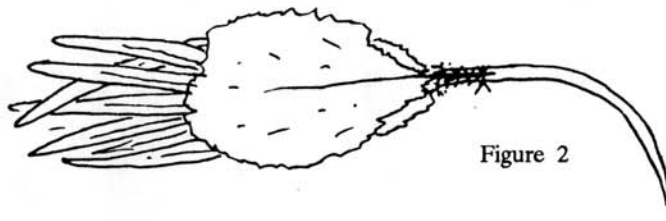


Figure 3

Repeat the process with the other group of feathers and thong.

When you have both finished, string two Crow beads on each thong. Push them down to the yarn.

Tie the thongs together just above the crow beads so they will dangle loosely. The remaining thongs above the knot are used to tie the hairtie into your hair. It's usually tied high on the back or side of your head.

Noc Bay Trading Company
PO Box 295
Escanaba, MI 49829
800-652-7192