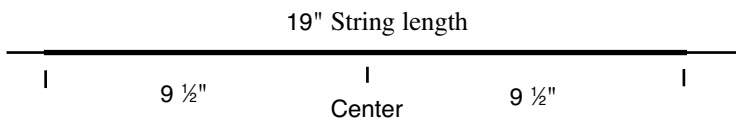


Crown Roach

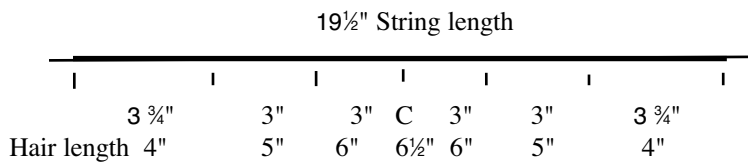
All of the detail of making porky roaches can be found in our book, "The Making of a Porky Roach". These instructions for making the smaller crown roach are the changes in measurements needed for this project.

Porky hair needed is about 1 ¼ ounce, about half of which is 6 to 6 1/2 inch in length and the rest 4 to 6 inches. Clean and then sort this hair into the following groups: 4", 4 ½", 5", 5 ½", 6", 6 ½".

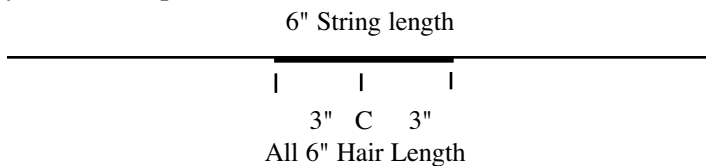
Inside row of deer hair:



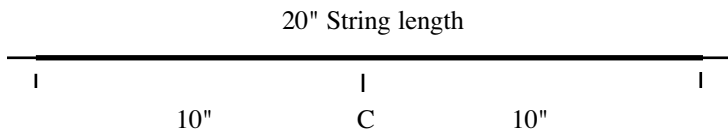
Porky row - full length:



Porky row - short piece:



Outside row of deer hair:



Base:

Two 4 foot long braids should be made as described beginning on page 9 in the book. They are braided and sewn in the same way as described in the book, but the shape is to be like a tear drop with a dimension of 8 inches from front to back and 2½ inches in width at the braid hole.

